

# CSSE 220 Day 6

Fundamental Data Types, Constants,  
Console Input, More Text Formatting

Check out *FundamentalDataTypes* from SVN

Questions?

# Basic Types (again)

**Table 1 Primitive Types**






Type	Description	Size
 int	The integer type, with range $-2,147,483,648 \dots 2,147,483,647$ (about 2 billion)	4 bytes
byte	The type describing a single byte, with range $-128 \dots 127$	1 byte
short	The short integer type, with range $-32768 \dots 32767$	2 bytes
 long	The long integer type, with range $-9,223,372,036,854,775,808 \dots 9,223,372,036,854,775,807$	8 bytes
 double	The double-precision floating-point type, with a range of about $\pm 10^{308}$ and about 15 significant decimal digits	8 bytes
float	The single-precision floating-point type, with a range of about $\pm 10^{38}$ and about 7 significant decimal digits	4 bytes
 char	The character type, representing code units in the Unicode encoding scheme (see Advanced Topic 4.5)	2 bytes
 boolean	The type with the two truth values <code>false</code> and <code>true</code> (see Chapter 5)	1 bit

Table from Horstmann, Big Java (3e),  
John Wiley & Sons, Copyright 2007

# Conversions and Casts

- ▶ Consider:

- `int i = 10;`  
`double d = 20.1;`  
`double e = i; // OK`  
`int j = d; // ERROR!`

- ▶ Why the difference?

- ▶ Add a cast to tell Java that we understand there could be a problem here:

- `int j = (int) d; // OK`

- ▶ But what happens to the fractional part of d?

# Example

- ▶ Look at `RoundAndRound.java`
  - What does it do?
- ▶ Run it and try some different numbers, like:
  - 1.004
  - 1.005
  - 1.006
  - -1.006
  - 4.35
- ▶ Zoinks! What's up with the last one?

# When Nine Quintillion Isn't Enough

- ▶ **BigInteger** for arbitrary size integer data
- ▶ **BigDecimal** for arbitrary precision floating point data

# Constants in Methods

- ▶ Constants let us avoid *Magic Numbers*
  - Hardcoded values within more complex expressions
- ▶ Example:

```
final double relativeEyeOutset = 0.2;
final double relativeEyeSize = 0.28;
final double faceRadius = this.diameter / 2.0;
final double faceCenterX = this.x + faceRadius;
final double eyeDiameter = relativeEyeSize * this.diameter;
final double eyeRadius = eyeDiameter / 2.0;
double eyeCenterX =
    faceCenterX - relativeEyeOutset * this.diameter;
Ellipse2D.Double eye =
    new Ellipse2D.Double(eyeCenterX - eyeRadius,
                        eyeCenterY - eyeRadius,
                        eyeDiameter, eyeDiameter);
graphics.fill(eye);
```

# Constants in Classes

- ▶ We've also seen constant fields in classes:
  - `public static int FRAME_WIDTH = 800;`
- ▶ Why put constants in the class instead of a method?




# Strings in Java

- ▶ Already looked at some String methods
- ▶ Can also use `+` for string concatenation
- ▶ Quiz question:
  - Look at `StringFoo.java`
  - Based on the four uses of `+` in `main()`, can you figure out how Java decides whether to do string concatenation or numeric addition?

# Converting Strings to Numbers

- ▶ Saw these in Circle of Circles:
  - `double Double.parseDouble(String n)`
  - `int Integer.parseInt(String n)`
- ▶ Can also convert numbers to strings:
  - `String Double.toString(double d)`
  - `String Integer.toString(int i)`
- ▶ Or maybe easier:
  - `"" + d`
  - `"" + i`

# Conversions Gone Awry

- ▶ Open `StringFoo.java`
  - ▶ Uncomment the last line of `main()`:
    - `StringFoo.helper()`;
  - ▶ Run it
  - ▶ What happened?
- 

# Reading Exception Traces

The first line will usually give you a hint about what went wrong.

```
Exception in thread "main"  
java.lang.NumberFormatException: For input string:  
"42.1"  
    at  
    java.lang.NumberFormatException.forInputString(NumberFor  
matException.java:48)  
        at java.lang.Integer.parseInt(Integer.java:456)  
        at java.lang.Integer.parseInt(Integer.java:497)  
        at StringFoo.helper(StringFoo.java:34)  
        at StringFoo.main(StringFoo.java:26)
```

The first line of *your code* listed will give you a clue where to look.

# char Type in Java is Like C's

- ▶ In Python:
  - “This is a string”
  - ‘and so is this’
- ▶ In Java:
  - “This is a string”
  - This is a character: ‘R’
  - ‘This is an error’

# Iterating Over Strings in Java

- ▶ Can (usually\*) use **charAt(index)**

- ▶ Example:

```
String message = "Rose-Hulman";  
for (int i=0; i < message.length(); i++) {  
    System.out.println(message.charAt(i));  
}
```

- ▶ **charAt()** returns a 16-bit **char** value
- ▶ Exercise: Work on TODO items in **StringsAndChars.java**

\* Unfortunately there are more than  $2^{16}$  (65536) symbols in the known written languages. See Character API docs for the sordid details.

# Reading Console Input with `java.util.Scanner`

- ▶ Creating a Scanner object:
  - `Scanner inputScanner = new Scanner(System.in)`
- ▶ Defines methods to read from keyboard:
  - `inputScanner.nextInt()`
  - `inputScanner.nextDouble()`
  - `inputScanner.nextLine()`
  - `inputScanner.next()`
- ▶ Exercise: Look at [ScannerExample.java](#)
  - Add `println`'s to the code to prompt the user for the values to be entered

# Formatting with `printf` and `format`

Table 3 Format Types

Code	Type	Example
d	Decimal integer	123
x	Hexadecimal integer	7B
o	Octal integer	173
f	Fixed floating-point	12.30
e	Exponential floating-point	1.23e+1
g	General floating-point (exponential notation used for very large or very small values)	12.3
s	String	Tax:
n	Platform-independent line end	

Table 4 Format Flags

Flag	Meaning	Example
-	Left alignment	1.23 followed by spaces
0	Show leading zeroes	001.23
+	Show a plus sign for positive numbers	+1.23
(	Enclose negative numbers in parentheses	(1.23)
,	Show decimal separators	12,300
^	Convert letters to uppercase	1.23E+1

More options than in C. I used a couple in today's examples. Can you find them?



# Formatting with `printf` and `format`

- ▶ Printing:
  - `System.out.printf("%5.2f%n", Math.PI)`
- ▶ Formatting strings:
  - `String message = String.format("%5.2f%n", Math.PI)`
- ▶ Display dialog box messages
  - `JOptionPane.showMessageDialog(null, message)`

# Exercise

- »» Create a **CubicPlot** class as described in HW6